



2018
www.fitorchworld.com

TACTICAL SERIES

TACTICAL ACTION PRIORITY

NEW

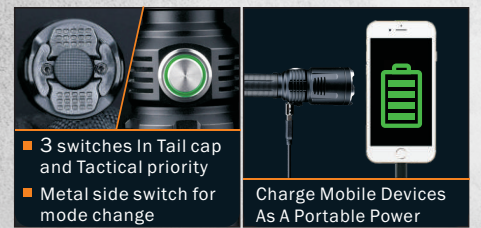
M30R

TACTICAL & ILLUMINATION COMBINED LED FLASHLIGHT

1800 LUMENS
328 METERS

Stroke SOS Memory Function Lock

1x18650 or 2xCR123A



- 3 switches in Tail cap and Tactical priority
- Metal side switch for mode change
- Charge Mobile Devices As A Portable Power

- FEATURES**
- CREE XHP35 HD, 50,000h life span.
 - 4 switches tactical illumination modes included.
 - Any time, tail cap tactical switches operates priority, one step action to shoot target.
 - Tail cap tactical switch lock function.
 - New FCD rechargeable & chargeable function.
 - Integrated aluminum housing design to assure LOGO and patterns in line.
 - Smart temperature control system.
 - Smooth brightness mode change.
 - Harmony treating able beam.
 - Battery detection.
 - Low battery indication.
 - Constant current circuit without flicker.
 - High-strength aerospace aluminum body, Mil-Spec hard anodized for extreme durability.

FL STANDARD	TURBO	HIGH	MEDIUM	LOW
OUTPUT	1800LM	600LM	300LM	20LM
RUNTIME	40min	2.5h	1.5h	144h
INTENSITY	26,000cd	86,000cd	43,000cd	2,000cd
DISTANCE	328m(Max)	109m	54.5m	9.1m
WATERPROOF	IPX-8			
IMPACT RESISTANCE	2m			
SIZE	139*34.5*28mm			
WEIGHT	155g(exclude battery)			

CREE XHP35 HD LED

TACTICAL SERIES

TACTICAL ACTION PRIORITY

NEW

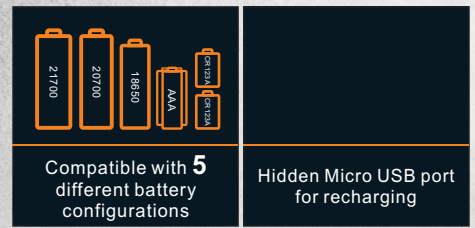
MR15

COMPATIBLE WITH 5 SORTS BATTERY LONG RUNNING TIME FLASHLIGHT

1200 LUMENS
256 METERS

Stroke Memory Function

1x21700 or 1x20700 or 1x18650 or 2xCR123A or 3xAAA



- Compatible with 5 different battery configurations
- Hidden Micro USB port for recharging

- FEATURES**
- High-strength aerospace aluminum body
 - Mil-Spec hard anodized for extreme durability
 - Resists impact PMMA while providing high light transmittance levels
 - Metal filmed reflector to create a high intensity beam
 - Mode Memory
 - Hidden Micro USB port for recharging
 - Four flush mounted LEDs to indicate charging status and battery level
 - Compatible with 5 different battery configurations
 - Integrated aluminum housing design to assure LOGO and patterns in line.

FL STANDARD	TURBO	HIGH	MEDIUM	LOW
OUTPUT	1200LM	340LM	100LM	6LM
RUNTIME	2.5h	1.5h	2.5h	224h
INTENSITY	18,000cd	5,400cd	1,600cd	100cd
DISTANCE	256m(Max)	76.8m	23.0m	3.0m
WATERPROOF	IPX-8			
IMPACT RESISTANCE	2m			
SIZE	133*33.1*28.1mm			
WEIGHT	131g(exclude battery)			

CREE XP-L LED

TACTICAL SERIES

TACTICAL ACTION PRIORITY

P20R is a slender, compact tri-output, strobe and SOS flashlight with a stunning 1180 lumens maximum output that can be used as a primary or backup light for patrol officers or a duty light for plainclothes officers. It's also ideal for everyday carry, self-defense, or outdoor applications.


P20R

RECHARGEABLE & CHARGEABLE TACTICAL MINI FLASHLIGHT

1180 LUMENS
245 METERS

Stroke SOS Memory Function

1x18650 or 2xCR123A



- Tactical tail cap switch + metal side switch
- Charge Mobile Devices As A Portable Power

- FEATURES**
- CREE XP-L LED, 50,000h life span.
 - New FCD rechargeable & chargeable function.
 - Smart temperature control system.
 - Smooth brightness mode change.
 - Battery detection
 - Low battery indication.
 - Constant current circuit without flicker.
 - High-strength aerospace aluminum body, Mil-Spec hard anodized for extreme durability.
 - Articulated housing with bezel head.
 - Rechargeable Micro USB port.
 - Charge mobile devices as a portable power.

FL STANDARD	HIGH	MEDIUM	LOW
OUTPUT	1180LM	300LM	30LM
RUNTIME	2.5h	2.5h	224h
INTENSITY	18,000cd	5,400cd	1,600cd
DISTANCE	245m(Max)	76.8m	23.0m
WATERPROOF	IPX-8		
IMPACT RESISTANCE	2m		
SIZE	139*25.4*25.4mm		
WEIGHT	102g(exclude battery)		

CREE XP-L LED

TACTICAL SERIES

TACTICAL ACTION PRIORITY

P30R is a tactical, compact tri-output, strobe and SOS flashlight with a stunning 1180 lumens maximum output that can be used as a primary or backup light for patrol officers or a duty light for plainclothes officers. It's also ideal for everyday carry, self-defense, or outdoor applications.


P30R

RECHARGEABLE & CHARGEABLE TACTICAL MINI FLASHLIGHT

1180 LUMENS
285 METERS

Stroke SOS Memory Function

1x18650 or 2xCR123A



- Tactical tail cap switch + metal side switch
- Charge Mobile Devices As A Portable Power

- FEATURES**
- CREE XP-L LED, 50,000h life span.
 - New FCD rechargeable & chargeable function.
 - Smart temperature control system.
 - Smooth brightness mode change.
 - Battery detection
 - Low battery indication.
 - Constant current circuit without flicker.
 - High-strength aerospace aluminum body, Mil-Spec hard anodized for extreme durability.
 - Articulated housing with bezel head.
 - Rechargeable Micro USB port.
 - Charge mobile devices as a portable power.

FL STANDARD	HIGH	MEDIUM	LOW
OUTPUT	1180LM	300LM	30LM
RUNTIME	2.5h	2.5h	224h
INTENSITY	18,000cd	5,400cd	1,600cd
DISTANCE	285m(Max)	76.8m	23.0m
WATERPROOF	IPX-8		
IMPACT RESISTANCE	2m		
SIZE	144*25.4*25.4mm		
WEIGHT	136g(exclude battery)		

CREE XP-L LED

COMPANY PROFILE

ShenZhen Fitorch Electronics Technology Co., Ltd is a high-tech enterprise focused on research and development, manufacturing, and sale of LED flashlights and accessories. Specifically, we manufacture high quality LED Flashlights, LED Headlamps, LED Bike Lights, Tactical Pens, & related accessories. Fitorch, primarily markets products for sale to USA and European Union regions. All Fitorch products have their own original design IDs and invention patents. The products are highly competitive in the market with regards to price, quality & included features.

The Fitorch founder, Tommy Mo, is well experienced in research & development within the flashlight industry. His experience and vast industry resources enable him to evaluate current market trends efficiently to gauge customer needs.

At Fitorch (meaning Fine & Fit), we live by the mission of providing "Realistic, Innovative, & Heartfelt Service" to our customers. We try to inject new vigor and vitality into the market by being an industry leader in flashlight technology.



ShenZhen Fitorch Electronics Technology Co., Ltd
Office Address : 6F, Longsheng Commercial Building,
Dalang St, Longhua new district, ShenZhen, China
Tel : +86-755-2101-3606
Web : www.fitorchworld.com
E-mail : info@fitorchworld.com



COMPACT SERIES



P26R is an exquisite and well grip, high output max 3600lumen outdoor LED flashlight, holds a CREE XHP70 LED, powered by 1*26650 rechargeable 5000mAh battery, owns 4 illumination modes(Turbo-High-Medium-Low) and Strobe tactical function, power detection built in. Q10 power outlet as a portable bank for cell phones.


P26R

RECHARGEABLE & CHARGEABLE EXQUISITE HIGH OUTPUT LED FLASHLIGHT

3600 LUMENS
265 METERS

Stroke SOS Memory Function Lock

1x26650



- Battery Included
- Charge Mobile Devices As A Portable Power

- FEATURES**
- Articulated integrated housing.
 - Coated tempered resists impact glass in high light transmittance.
 - Metal filmed reflector to create a high intensity beam.
 - Waterproof O-ring and gasket sealing.
 - Side switch in lockup function.
 - Integrated aluminum housing design to assure LOGO and patterns in line.
 - Maximum output of 3600lumens, 265m beam distance.
 - Turbo, High, Medium, Low brightness and Strobe function.
 - Rechargeable Micro USB port.
 - Charge mobile devices as a portable power.

FL STANDARD	TURBO	HIGH	MEDIUM	LOW
OUTPUT	3600LM	600LM	300LM	20LM
RUNTIME	3.5h	5.5h	2.5h	150h
INTENSITY	21,000cd	3,500cd	1,750cd	1,000cd
DISTANCE	265m(Max)	85m	42.5m	9.1m
WATERPROOF	IPX-8			
IMPACT RESISTANCE	2m			
SIZE	132*37*31.8mm			
WEIGHT	135g(exclude battery)			

CREE XHP70-2 HD LED

MULTIFUNCTION



MR35 is a White+RGB+UV 5 separate LED chips combined, compact tactical flashlight with a stunning 1200 lumens maximum white output and emits high bright RGB light. It's ideal for map reading, hunting, riding, camping and outdoor activities.


MR35

RECHARGEABLE WHITE+RGB+UV 5 COLORS LED FLASHLIGHT

1200 LUMENS
180 METERS

Stroke Red & Blue Flickering Blue Flickering SOS Memory Function

1x18650 or 2xCR123A



- FEATURES**
- White+RGB+UV LED chips combined.
 - High-strength aerospace aluminum body, Mil-Spec hard anodized for extreme durability.
 - Coated tempered resists impact glass in high light transmittance.
 - Metal reflector to create a high intensity beam.
 - Waterproof O-ring and gasket sealing.
 - Maximum output of 1200 ANSI lumens.
 - High, Medium, Low brightness and Strobe function.
 - Rechargeable Micro USB port.
 - Removable pocket clip, USB cable, nylon holster and lanyard included.
 - IPX-8 water resistance, 2 meter impact resistance tested.

FL STANDARD	TURBO	HIGH	MEDIUM	LOW
OUTPUT	1200LM	300LM	100LM	6LM
RUNTIME	1.5h	6h	2.5h	200h
INTENSITY	13,000cd	3,300cd	1,100cd	600cd
DISTANCE	180m(Max)	54.5m	17.4m	3.0m
WATERPROOF	IPX-8			
IMPACT RESISTANCE	2m			
SIZE	147*34*25.8mm			
WEIGHT	170g(exclude battery)			

CREE XP-L LED

ZOOMABLE SERIES



P30Z is a zoomable, compact tri-output, strobe and SOS flashlight with a stunning 750 lumens maximum output. It's also ideal for daily carrying, hiking, riding, camping and so on.

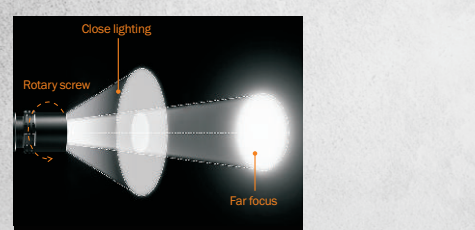
P30Z

BEAM ZOOMABLE FOR FOCUS FLOODING ILLUMINATION

750 LUMENS
190 METERS

Stroke SOS Memory Function

1x18650 or 2xCR123A



- FEATURES**
- Beam Zoomable for various applications.
 - High-strength aerospace aluminum body, Mil-Spec hard anodized for extreme durability.
 - Coated tempered resists impact glass in high light transmittance.
 - Optical lens to create a high intensity beam.
 - Waterproof O-ring and gasket sealing.
 - Maximum output of 750 ANSI lumens.
 - High, Medium, Low brightness and Strobe, SOS function.
 - Removable pocket clip, nylon holster and lanyard included.
 - IPX-8 water resistance, 2 meter impact resistance tested.

FL STANDARD	HIGH	MEDIUM	LOW
OUTPUT	750LM	300LM	30LM
RUNTIME	2.5h	1.5h	1.5h
INTENSITY	11,000cd	3,300cd	1,100cd
DISTANCE	190m(Max)	54.5m	17.4m
WATERPROOF	IPX-8		
IMPACT RESISTANCE	2m		
SIZE	128*34*25.8mm		
WEIGHT	124g(exclude battery)		

CREE XP-L LED

MINI SERIES



ER16 is a Mini rechargeable side switch LED flashlight, holds a CREE XP-L LED, when powered by 1*16340 (CR123A), output max 1000lumens. 4 modes (Turbo-High-Medium-Low) and Strobe tactical function, magnetic tail cap for free hand applications, designed for outdoor sports and family travelling as backup lighting gear. It's also ideal for everyday carry.


ER16

16340 RECHARGEABLE SIDE SWITCH LED FLASHLIGHT

1000 LUMENS
150 METERS

Stroke Memory Function Lock

1x16340 or 1xCR123A



- Magnetic tail cap for free hand applications
- Small and light

- FEATURES**
- High-strength aerospace aluminum body, Mil-Spec hard anodized for extreme durability.
 - Coated tempered resists impact glass in high light transmittance.
 - Metal filmed reflector to create a high intensity beam.
 - Waterproof O-ring and gasket sealing.
 - Side switch in lockup and memory function.
 - Power detection and indicator feature, precise 0.1V.
 - Smart temperature control system assure stable output.
 - Turbo, High, Medium, Low modes and Strobe function.
 - Rechargeable Micro USB port.
 - Magnetic tail cap for free hand applications.

FL STANDARD	HIGH	MEDIUM	LOW
OUTPUT	1000LM	300LM	30LM
RUNTIME	0.5h	1.5h	0.5h
INTENSITY	4,000cd	1,000cd	300cd
DISTANCE	150m(Max)	54.5m	17.4m
WATERPROOF	IPX-8		
IMPACT RESISTANCE	2m		
SIZE	63*24*25.8mm		
WEIGHT	72g(exclude battery)		

CREE XP-L LED

MINI SERIES



EC10 is a mini, compact tri-output, strobe and SOS flashlight with a stunning 700 lumens maximum output. It's also ideal for everyday carry and outdoor map or book reading.

EC10

MINI HIGH BRIGHT LED FLASHLIGHT

700 LUMENS
165 METERS

Stroke SOS Memory Function

1x14500 or 1xAA



- Mini Size

- FEATURES**
- High-strength aerospace aluminum body, Mil-Spec hard anodized for extreme durability.
 - Coated tempered resists impact glass in high light transmittance.
 - Metal filmed reflector to create a high intensity beam.
 - Waterproof O-ring and gasket sealing.
 - Maximum output of 700 ANSI lumens.
 - High, Medium, Low brightness output and Strobe, SOS.
 - Smart temperature control system assure stable output.
 - IPX-8 water resistance, 2 meter impact resistance tested.

FL STANDARD	HIGH	MEDIUM	LOW
OUTPUT	700LM	300LM	30LM
RUNTIME	0.5h	2.5h	0.5h
INTENSITY	6,000cd	1,500cd	500cd
DISTANCE	165m(Max)	54.5m	17.4m
WATERPROOF	IPX-8		
IMPACT RESISTANCE	2m		
SIZE	100*18*21.8mm		
WEIGHT	73g(exclude battery)		

CREE XP-L LED

ACCESSORIES



MT30

TACTICAL REMOTE PRESSURE MOUSE SWITCH



- FEATURES**
- Fit model M30R
 - Span life: 100,000 clicks
 - Free Vetro for quick fixing
 - Switch made in import silicon material to strengthen the friction and prevent drag
 - Connect cable made in strong elasticity PU, the length can be stretched in demand
 - Tail cap made in aerospace T6 aluminum, Mil-Spec hard anodized finish
 - IPX-8 waterproof

FL STANDARD	HIGH	MEDIUM	LOW
OUTPUT	700LM	300LM	30LM
RUNTIME	0.5h	2.5h	0.5h
INTENSITY	6,000cd	1,500cd	500cd
DISTANCE	165m(Max)	54.5m	17.4m
WATERPROOF	IPX-8		
IMPACT RESISTANCE	2m		
SIZE	100*18*21.8mm		
WEIGHT	73g(exclude battery)		

Fit model M30R